



Landscape Plant & Color Guide 2014

Ideas for Professional Landscapes

The Best Landscapes begin



Create Outstanding Landscapes

Landscapers are discovering the benefits of Proven Winners® and Proven Selections® regionally successful plants from Four Star Greenhouse.

These plant brands represent the best genetics from around the world — plants that are bred, rigorously tested and trialed to ensure:

- Outstanding landscape performance and fast growth
- Unique characteristics that will make your landscapes stand out from the competition
- Lower maintenance
- Amazing color and consistent growth
- Disease resistance

Save Time and Money with Proven Winners

Labor time is expensive, but Proven Winners plants will help you maximize your profits:

- Proven Winners plants can be planted on larger centers, reducing the number of plants needed per job
- Fewer plants per job saves on labor
- Most Proven Winners plants require less deadheading and attention.



with the Best Plants

Resources for Landscape Professionals

Proven Winners® plants generally are larger than generic plants and can be planted on larger centers. Use these formulas below to see how many plants you will need for your projects.

Formulas for Area (Calculating square feet)

Squares & Rectangles: Area = length x width

Circles: Area = 3.14 x radius squared

Example: A 10-foot circle has a radius of 5 feet (5 feet squared is 25). Area = 25 x 3.14 = 78.5 sq. ft.

Plant Spacing Multipliers

Use this table to the right to calculate an accurate total needed for planting beds.

Number of Plants = Square feet x Spacing multiplier

Example: 200 sq. ft. bed planted on 15" centers = 200 x 0.64 = 128 plants

Plant Spacing Multipliers

Space Between Plants	Spacing Multiplier (Plants per square foot)
6"	4
7"	2.94
8"	2.25
9"	1.78
10"	1.45
11"	1.19
12"	1
15"	0.64
18"	0.44
24"	0.25
30"	0.16
36"	0.11

Learn More

Visit www.PWfourstar.com/landscapers for complete information about our plants, products and services. See the "Profit Calculator" page to calculate the number of trays needed and compare job cost scenarios.

Need More Information?

Four Star Greenhouse experts have worked with landscape professionals for years, providing assistance with the design, selection, planting, and care of annuals, perennials and shrubs. We're happy to help you find answers for your situation. Contact us at 734-654-6420, mail@pwfourstar.com or visit www.pwfourstar.com/landscape-team.



Landscape Design Ideas

Create landscapes your clients will love with many of our favorite varieties



A strong monoculture planting like this Supertunia® Vista Bubblegum *Petunia* can create an inviting welcome for visitors.



Supertunia® White *Petunia*
Artist® Blue *Ageratum*
Boldly™ Dark Red *Pelargonium*

In some settings, it is important to match the plants to the ambiance of the existing structure. Red, white and blue in traditional genera can evoke the bygone times of historical sites like this.



ColorBlaze® Dipt in Wine *Solenostemon (Coleus)*
ColorBlaze® LifeLime *Solenostemon (Coleus)*
ColorBlaze® Kingswood Torch *Solenostemon (Coleus)*

Areas that have shade half of the day but sun the other half can benefit from varieties like ColorBlaze® Dipt in Wine and Kingswood Torch, which perform equally well in differing sun/shade environments.



Goldilocks Rocks® *Bidens*
 Supertunia® Vista Bubblegum *Petunia*
 Patriot® Deen Day Smith *Lantana*

Using bi-color flowers like Patriot® Deen Day Smith can more strongly unify unique color schemes like pink and yellow.

Choosing white can seem like the least colorful option, but white can create bright spots in shady areas or near dark backdrops. It can also enhance the colors of the other flowers in an installation.



ColorBlaze® Dipt In Wine
 Sunpatiens® Compact White
 Sunpatiens® Compact Deep Rose

Knowing if your audience is driving by at 50 mph or walking on a leisurely stroll can help you implement different styles of planting.



A median in the middle of a divided highway benefits from large plantings of bright colors.



An intimate garden on the grounds of a resort highlights arrangements of nuanced varieties that come together and complement each other.

Our Favorite

Differentiate your next job with Proven Winners® plants. They offer outstanding seasonal performance in sun and shade settings.

Top 15 Sun Plants

Goldilocks Rocks® *Bidens*
'Miss Molly' *Buddleia*
Señorita® series *Cleome*
Graceful Grasses® Baby Tut® and King Tut® *Cyperus*
'Tuscan Sun' *Heliopsis*
Summerific® series *Hibiscus*
'Limelight' *Hydrangea*
Sunpatiens® series *Impatiens*
'Sweet Caroline Light Green' *Ipomoea*
Luscious® Berry Blend™ and Citrus Blend™ *Lantana*
Snow Princess® *Lobularia*
Graceful Grasses® Purple Fountain Grass *Pennisetum*
Supertunia® Vista series *Petunia*
Home Run® *Rosa*
Lemon Coral™ *Sedum*

Top 15 Shade Plants

Dragon Wing® series *Begonia*
Surefire™ series *Begonia*
Diamond Frost® *Euphorbia*
Dolce® series *Heuchera*
'Autumn Frost' *Hosta*
'Sweet Caroline Sweetheart Light Green' *Ipomoea*
'Sweet Caroline Sweetheart Red' *Ipomoea*
Spiralis Juncus
Pink Chablis® *Lamium*
Goldilocks *Lysmachia*
Infinity® series *New Guinea Impatiens*
Fine Line® *Rhamnus*
Black Lace™ *Sambucus*
ColorBlaze® series *Solenostemon (Coleus)*
Catalina® and Summer Wave® series *Torenia*

Plants

Best All Season Performers Early Spring through Late Fall

Butterfly *Argyranthemum*

Goldilocks Rocks® *Bidens*

'Going Bananas' *Hemerocallis*

Heuchera — all varieties

Hosta — all varieties

Hydrangea paniculata varieties

Spiralis and Graceful Grasses® Blue Mohawk® *Juncus*

Daisy May® *Leucanthemum*

Princess® and Knight™ series *Lobularia*

Lemon Drop® *Oenothera*

'Cheyenne Sky' *Panicum*

Boldly™ series *Pelargonium (Geranium)*

'Desert Plains' *Pennisetum*

Supertunia® Vista series *Petunia*

Fine Line® *Rhamnus*

Home Run® *Rosa*

Lemon Coral™ *Sedum*

'Maestro' and 'Pure Joy' *Sedum (Hylotelephium)*

Superbena® Royale series *Verbena*

These annuals, perennials and shrubs can be planted early, show great heat tolerance, and will last long into autumn.

White/Silver Annuals



Angelonia
ANGELFACE® White
Height: 18-24" Spacing: 12-14"
☀️ PW



Cleome
SEÑORITA BLANCA®
Height: 24-48" Spacing: 12-18"
☀️ PW



Euphorbia
DIAMOND FROST®
Height: 12-18" Spacing: 10-12"
☀️ 🌑 PW



Gaura
STRATOSPHERE™ White
Height: 12-24" Spacing: 8-12"
☀️ PW



Impatiens
SUNPATIENS® Compact White
Height: 18-24" Spacing: 8-12"
☀️ 🌑



Lobularia
FROSTY KNIGHT®
Height: 4-6" Spacing: 12-18"
☀️ 🌑 PW



Lobularia
SNOW PRINCESS®
Height: 4-8" Spacing: 18-24"
☀️ 🌑 PW



New Guinea Impatiens
INFINITY® White
Height: 10-14" Spacing: 6-8"
🌑 🌑 PW

KEY TO SYMBOLS:



Full Sun



Partial Sun/Partial Shade



Shade

PW

Proven Winners®



New



Pentas
Butterfly White
Height: 18-24" Spacing: 10-15"
☀️



Petunia
SUPERTUNIA® Vista Silverberry
Height: 16-24" Spacing: 18-24"
☀️ PW



Petunia
SUPERTUNIA® White
Height: 10-18" Spacing: 10-14"
☀️ PW

New!



Scaevola
WHIRLWIND® White
Height: 8-14" Spacing: 10-12"
☀️ PW



Torenia
CATALINA® Grape-O-licious
Height: 10-12" Spacing: 8-10"
🌑 🌑 PW



Verbena
SUPERBENA® Royale Whitecap
Height: 6-12" Spacing: 10-14"
☀️ PW

New!



Begonia
DRAGON WING® Red
 Height: 14-18" Spacing: 15-18"
  



Begonia
SUREFIRE™ Red
 Height: 12-24" Spacing: 12-18"
   **PW**



Gomphrena
FOREST™ Red
 Height: 24-26" Spacing: 8-10"




Impatiens
SUNPATIENS® Compact Red
 Height: 18-24" Spacing: 8-12"
 



New Guinea Impatiens
INFINITY® Red
 Height: 10-14" Spacing: 6-8"
   **PW**




Pelargonium (Geranium)
BOLDLY™ Dark Red
 Height: 10-12" Spacing: 12-20"
  **PW**





Pelargonium (Geranium)
TIMELESS™ Deep Red
 Height: 12-18" Spacing: 12-14"
  **PW**



Pentas
Butterfly Red
 Height: 18-24" Spacing: 10-15"




Petunia
SUPERTUNIA® Watermelon Charm
 Height: 8-12" Spacing: 12-18"
  **PW**






Petunia
SURFINIA® Red
 Height: 6-10" Spacing: 8-12"




Solenostemon (Coleus)
COLORBLAZE® Dipt in Wine
 Height: 20-36" Spacing: 12-14"
   **PW**





Solenostemon (Coleus)
COLORBLAZE® Kingswood Torch
 Height: 36-42" Spacing: 12-16"
   **PW**



Verbena
LANAI® Red
 Height: 4-6" Spacing: 12-18"





Verbena
SUPERBENA® Royale Iced Cherry
 Height: 4-6" Spacing: 8-10"
  **PW**



Vinca (Catharanthus)
CORA® Red
 Height: 14-16" Spacing: 22-25"




Zinnia
Magellan Scarlet
 Height: 12-14" Spacing: 10-12"


Orange Annuals



Begonia
SANTA CRUZ™ Sunset
 Height: 12-16" Spacing: 12-16"



Bracteantha
SUNDAZE® Blaze
 Height: 10-14" Spacing: 10-12"
PW



Impatiens
SUNPATIENS® Compact Orange
 Height: 18-24" Spacing: 8-12"



Impatiens
SUNPATIENS® Variegated Vigorous Coral
 Height: 24-36" Spacing: 15-18"



Lantana
LUSCIOUS® CITRUS BLEND™
 Height: 18-30" Spacing: 20-30"
PW



New Guinea Impatiens
INFINITY® Electric Coral
 Height: 10-14" Spacing: 6-8"
PW



New Guinea Impatiens
INFINITY® Orange
 Height: 10-14" Spacing: 6-8"
PW



New Guinea Impatiens
INFINITY® Orange Frost
 Height: 10-14" Spacing: 6-8"
PW



New Guinea Impatiens
INFINITY® Salmon Bisque
 Height: 10-14" Spacing: 6-8"
PW



Pelargonium (Geranium)
TIMELESS™ Orange
 Height: 12-18" Spacing: 12-14"
PW



Solenostemon (Coleus)
COLORBLAZE® Keystone Kopper
 Height: 24-36" Spacing: 18-24"
PW



Solenostemon (Coleus)
COLORBLAZE® Sedona
 Height: 24-30" Spacing: 12-18"
PW



SUNPATIENS® Compact Orange
COLORBLAZE® MAROONED™



Verbena
SUPERBENA® Royale Peachy Keen
 Height: 6-10" Spacing: 12-14"
PW



Zinnia
Magellan Orange
 Height: 12-14" Spacing: 10-12"



Argyanthemum
Butterfly
Height: 18-36" Spacing: 12-14"
☀️ 🌑 PW



Bidens
GOLDILOCKS ROCKS®
Height: 12-14" Spacing: 10-14"
☀️ PW



Dahlia
Mystic Illusion
Height: 18-36" Spacing: 12-16"
☀️



Lantana
BANDANA® Lemon Zest
Height: 12-24" Spacing: 12-24"
☀️



Lantana
LUSCIOUS® Piña Colada
Height: 12-26" Spacing: 12-24"
☀️ PW



Mecardonia
GOLDDUST™
Height: 2-5" Spacing: 12-16"
☀️ PW



Oenothera
LEMON DROP® (Perennial sold as an Annual)
Height: 8-12" Spacing: 10-12"
☀️ 🌑 PW



Petunia
SUPERTUNIA® Citrus
Height: 6-10" Spacing: 8-12"
☀️ PW



Solenostemon (Coleus)
COLORBLAZE® Alligator Tears
Height: 20-30" Spacing: 12-16"
☀️ 🌑 PW



Solenostemon (Coleus)
Pineapple
Height: 12-18" Spacing: 10-18"
☀️ 🌑



Torenia
CATALINA® Gilded Grape
Height: 8-16" Spacing: 8-10"
🌑 🌑 PW



Zinnia
Magellan Yellow
Height: 12-14" Spacing: 10-12"
☀️



Butterfly
VANILLA BUTTERFLY®

Pink Annuals



Begonia
DRAGON WING® Pink
 Height: 14-18" Spacing: 15-18"
 




Begonia
SUREFIRE™ Rose
 Height: 12-24" Spacing: 12-18"
  **PW**



Gaura
STRATOSPHERE™ Pink Picotee
 Height: 12-24" Spacing: 8-12"
 **PW**



Gomphrena
FOREST™ Pink
 Height: 24-26" Spacing: 8-10"






Grass — *Pennisetum*
GRACEFUL GRASSES® 'Fireworks'
 Height: 24-30" Spacing: 24-30"
 **PW**





Impatiens
ROCKAPULCO® Rose
 Height: 10-20" Spacing: 10-12"
  **PW**




Impatiens
SUNPATIENS® Compact Blush Pink
 Height: 18-24" Spacing: 8-12"
 



Impatiens
SUNPATIENS® Compact Magenta
 Height: 18-24" Spacing: 8-12"
 



Lantana
BANDANA® Cherry
 Height: 12-26" Spacing: 12-24"




Lantana
LUSCIOUS® BERRY BLEND™
 Height: 18-30" Spacing: 20-24"
 **PW**



New Guinea Impatiens
INFINITY® Blushing Lilac
 Height: 10-14" Spacing: 6-8"
  **PW**



New Guinea Impatiens
INFINITY® Dark Pink
 Height: 10-14" Spacing: 6-8"
  **PW**



SUREFIRE™ Rose



New Guinea Impatiens
INFINITY® Electric Cherry
 Height: 10-14" Spacing: 6-8"
  **PW**



New Guinea Impatiens
INFINITY® Pink Frost
 Height: 10-14" Spacing: 6-8"
  **PW**




New!

Pelargonium (Geranium)
BOLDLY™ Hot Pink
 Height: 10-12" Spacing: 12-20"




New!

Pelargonium (Geranium)
BOLDLY™ Lavender Rose
 Height: 10-12" Spacing: 12-20"






New!


Pelargonium (Geranium)
TIMELESS™ Pink
 Height: 12-18" Spacing: 12-24"




New!

Pelargonium (Geranium)
TIMELESS™ Rose
 Height: 12-18" Spacing: 12-24"




Pentas
Butterfly Deep Rose
 Height: 18-24" Spacing: 10-15"




New!

Petunia
SUPERTUNIA® Flamingo
 Height: 8-16" Spacing: 10-14"




Petunia
SUPERTUNIA® Sangria Charm
 Height: 8-12" Spacing: 10-14"




Petunia
SUPERTUNIA® Vista Bubblegum
 Height: 16-24" Spacing: 18-24"




Petunia
SUPERTUNIA® Vista Fuchsia
 Height: 16-24" Spacing: 18-24"




Solenostemon (Coleus)
Pink Chaos
 Height: 6-18" Spacing: 8-12"




New!

Verbena
SUPERBENA® Royale Plum Wine
 Height: 8-12" Spacing: 10-14"




Vinca (Catharanthus)
CORA® Burgundy
 Height: 14-16" Spacing: 22-25"




Vinca (Catharanthus)
CORA® Pink
 Height: 14-16" Spacing: 22-25"




New!

Zinnia
Magellan Pink
 Height: 12-14" Spacing: 10-12"




SUPERTUNIA® Vista Fuchsia
GRACEFUL GRASSES® 'Fireworks'

Blue/Purple Annuals



Ageratum
ARTIST® Blue
 Height: 8-12" Spacing: 10-12"
PW



Angelonia
ANGELFACE® Blue
 Height: 18-24" Spacing: 12-14"
PW



Angelonia
ANGELFACE® Wedgwood Blue
 Height: 18-24" Spacing: 10-14"
PW



Cleome
SEÑORITA ROSALITA®
 Height: 24-48" Spacing: 12-18"
PW



Evolvulus
BLUE MY MIND™
 Height: 6-12" Spacing: 8-12"
PW



Grass — *Pennisetum*
GRACEFUL GRASSES® Purple Fountain
 Height: 30-36" Spacing: 18-24"
PW



Grass — *Pennisetum*
GRACEFUL GRASSES® VERTIGO®
 Height: 36-48" Spacing: 24-36"
PW



Impatiens
ROCKAPULCO® Purple
 Height: 10-20" Spacing: 10-12"
PW



Ipomoea
Sweet Caroline Bewitched
 Height: 6-8" Spacing: 10-12"
PW



Ipomoea
Sweet Caroline Raven
 Height: 6-8" Spacing: 12-18"
PW



Laurentia
BETH'S BLUE®
 Height: 12-14" Spacing: 10-14"



Lobularia
BLUSHING PRINCESS®
 Height: 4-8" Spacing: 18-24"
PW



ANGELFACE® Blue
GRACEFUL GRASSES® Purple Fountain Grass



New Guinea Impatiens
INFINITY® Lavender
 Height: 10-14" Spacing: 6-8"
PW



New Guinea Impatiens
INFINITY® Light Purple
 Height: 10-14" Spacing: 6-8"
PW



Petunia
SUPERTUNIA® Bordeaux
 Height: 6-10" Spacing: 10-18"



Petunia
SUPERTUNIA® Indigo Charm
 Height: 8-12" Spacing: 10-14"



Petunia
SUPERTUNIA® Royal Velvet
 Height: 6-10" Spacing: 8-12"



Petunia
SURFINIA® Sky Blue
 Height: 6-10" Spacing: 8-12"



Phlox
INTENSIA® Blueberry
 Height: 10-12" Spacing: 8-12"



Salvia
Black & Blue
 Height: 30-40" Spacing: 20-24"



Salvia
Blue Frost
 Height: 12-24" Spacing: 6-12"



Salvia
Evolution
 Height: 14-24" Spacing: 12-16"



Scaevola
WHIRLWIND® Blue
 Height: 8-14" Spacing: 10-14"



Strobilanthes
Persian Shield
 Height: 18-36" Spacing: 18-24"



Torenia
CATALINA® Midnight Blue
 Height: 8-16" Spacing: 10-12"



Verbena
LANAI® Royal Purple w/Eye
 Height: 4-10" Spacing: 12-18"



Verbena
SUPERBENA® Large Lilac Blue
 Height: 6-12" Spacing: 12-14"



Verbena
SUPERBENA® Royale Chambray
 Height: 6-10" Spacing: 12-14"



Blue Frost *Salvia*
 Evolution *Salvia*
 SUPERTUNIA® Sangria Charm

Foliage/Texture



Begonia
Gryphon

Height: 18-24" Spacing: 16-18"



Colocasia
Coffee Cups

Height: 36-60" Spacing: 36-60"




Colocasia
Heart of the Jungle

Height: 36-60" Spacing: 36-60"



Colocasia
Illustris

Height: 36-60" Spacing: 12-36"



Colocasia
Mojito

Height: 36-60" Spacing: 36-60"



Dichondra
SILVER FALLS™

Height: 2-6" Spacing: 18-24"



Grass — *Cyperus*
GRACEFUL GRASSES® BABY TUT®

Height: 18-24" Spacing: 14-20"



Grass — *Cyperus*
GRACEFUL GRASSES® KING TUT®

Height: 48-72" Spacing: 36-48"



Grass — *Pennisetum*
GRACEFUL GRASSES® Red Riding Hood

Height: 18-30" Spacing: 12-20"



Grass — *Stipa (Nasella)*
Mexican Feather Grass

Height: 12-24" Spacing: 20-24"



Helichrysum *Helichrysum*
Lemon Licorice White Licorice

Height: 8-12" Spacing: 18-20"



Ipomoea
'Sweet Caroline Bronze'

Height: 6-8" Spacing: 10-12"



Ipomoea
'Sweet Caroline Light Green'

Height: 6-8" Spacing: 10-12"



Ipomoea
'Sweet Caroline Sweetheart Light Green'

Height: 6-8" Spacing: 10-12"



Salvia
'Golden Delicious'

Height: 12-24" Spacing: 15-30"



Sedum
LEMON CORAL™

Height: 3-10" Spacing: 16-24"





Artemisia
SILVER CASCADE®
Height: 4-8" Spacing: 12-14" Zone: 5
☀️



Baptisia
DECADENCE® 'Blueberry Sundae'
Height: 30-36" Spacing: 30-36" Zone: 4
☀️ 🌙 PW



Baptisia
DECADENCE® 'Cherries Jubilee'
Height: 30-36" Spacing: 30-36" Zone: 4
☀️ 🌙 PW



Baptisia
DECADENCE® 'Dutch Chocolate'
Height: 30-36" Spacing: 20-24" Zone: 4
☀️ 🌙 PW



Baptisia
DECADENCE® 'Lemon Meringue'
Height: 30-36" Spacing: 30-36" Zone: 4
☀️ 🌙 PW



Clematis
'Sweet Summer Love'
Height: 120-180" Spacing: 72-120" Zone: 4
☀️ PW



Dianthus
FRUIT PUNCH™ 'Apple Slice'
Height: 8-10" Spacing: 10-12" Zone: 4
☀️ 🌙 PW



Dianthus
FRUIT PUNCH™ 'Black Cherry Wild'
Height: 4-6" Spacing: 6-8" Zone: 4
☀️ 🌙 PW



Dianthus
FRUIT PUNCH™ 'Coconut Punch'
Height: 10-12" Spacing: 10-12" Zone: 4
☀️ 🌙 PW



Dianthus
FRUIT PUNCH™ 'Pomegranate Kiss'
Height: 4-6" Spacing: 6-8" Zone: 4
☀️ 🌙 PW



Grass — *Juncus*
GRACEFUL GRASSES® BLUE MOHAWK®
Height: 24-36" Spacing: 8-12" Zone: 5
☀️ PW



Grass — *Juncus*
Spiralis
Height: 10-12" Spacing: 12-18" Zone: 5
☀️ 🌙



Grass — *Panicum*
'Cheyenne Sky'
Height: 30-36" Spacing: 14-18" Zone: 4
☀️ PW



Grass — *Pennisetum*
'Desert Plains'
Height: 48-54" Spacing: 28-32" Zone: 4
☀️ PW



Heliopsis
'Tuscan Sun'
Height: 18-30" Spacing: 20-24" Zone: 3
☀️ PW

Perennials



Hemerocallis
 'Going Bananas'
 Height: 19-22" Spacing: 18-24" Zone: 3
 PW



Hemerocallis
 'Nosferatu'
 Height: 26" Spacing: 18-24" Zone: 3
 PW



Hemerocallis
 'Primal Scream'
 Height: 34" Spacing: 18-24" Zone: 3
 PW



Hemerocallis
 'Ruby Spider'
 Height: 34" Spacing: 18-24" Zone: 3
 PW



Hemerocallis
 'Siloam Peony Display'
 Height: 18" Spacing: 18-24" Zone: 3
 PW



Heuchera
 DOLCE® Blackberry Ice
 Height: 8-12" Spacing: 8-12" Zone: 4
 PW



Heuchera
 DOLCE® CINNAMON CURLS™
 Height: 8-12" Spacing: 8-12" Zone: 4
 PW



Heuchera
 DOLCE® Crème Brûlée
 Height: 8-16" Spacing: 16-24" Zone: 4
 PW



Heuchera
 DOLCE® Key Lime Pie
 Height: 8-16" Spacing: 10-14" Zone: 4
 PW



Hibiscus
 SUMMERIFIC® 'Berrylicious'
 Height: 54-60" Spacing: 54-60" Zone: 4
 PW



Hibiscus
 SUMMERIFIC® 'Cherry Cheesecake'
 Height: 48-60" Spacing: 48-60" Zone: 4
 PW



Hibiscus
 SUMMERIFIC® 'Cranberry Crush'
 Height: 36-48" Spacing: 48-60" Zone: 4
 PW



Hibiscus
 SUMMERIFIC® 'Summer Storm'
 Height: 48-60" Spacing: 48-60" Zone: 4
 PW



Hosta
 'Autumn Frost'
 Height: 10-12" Spacing: 20-24" Zone: 3
 PW



Hosta
 'Empress Wu'
 Height: 36-48" Spacing: 60-72" Zone: 3
 PW



Hosta
 'Goodness Gracious'
 Height: 18-20" Spacing: 24-28" Zone: 3
 PW



Hosta
 'Hudson Bay'
 Height: 20-24" Spacing: 20-24" Zone: 3
 PW



Hosta
 'Seducer'
 Height: 22-26" Spacing: 34-36" Zone: 3
 PW



Hosta
 'Wheee!'
 Height: 11-18" Spacing: 28-30" Zone: 3
 PW



Lamium
 PINK CHABLIS®
 Height: 8-12" Spacing: 10-14" Zone: 4
 PW



Lavandula
 SWEET ROMANCE™
 Height: 12-18" Spacing: 12-18" Zone: 4
 PW



Leucanthemum
 DAISY MAY®
 Height: 12-24" Spacing: 10-14" Zone: 5
 PW



Leucanthemum
 'Banana Cream'
 Height: 15-18" Spacing: 18-24" Zone: 5
 PW



Ligularia
 'Bottle Rocket'
 Height: 28-34" Spacing: 24-28" Zone: 4
 PW



Lysimachia
 Goldilocks
 Height: 2-4" Spacing: 12-14" Zone: 3



Monarda
 'Pardon My Pink'
 Height: 10-12" Spacing: 8-12" Zone: 4
 PW



Monarda
 'Pardon My Purple'
 Height: 10-12" Spacing: 7-10" Zone: 4
 PW



Nepeta
 'Cat's Meow'
 Height: 12-18" Spacing: 12-18" Zone: 4
 PW



Sedum
 'Maestro'
 Height: 24-30" Spacing: 20-24" Zone: 3
 PW



Sedum
 'Pure Joy'
 Height: 10-12" Spacing: 16-20" Zone: 3
 PW



Veronica
 'Hocus Pocus'
 Height: 16-20" Spacing: 10-12" Zone: 4
 PW



Veronica
 'Sweet Lullaby'
 Height: 4-6" Spacing: 10-12" Zone: 4
 PW



New!

Buddleia
INSPIRED™ Pink

Height: 48-72" Spacing: 48-72" Zone: 5



New!

Buddleia
INSPIRED™ Violet

Height: 48-120" Spacing: 48-120" Zone: 5



New!

Buddleia
INSPIRED™ White

Height: 48-96" Spacing: 48-96" Zone: 5



Buddleia
LO & BEHOLD® 'Blue Chip'

Height: 24-30" Spacing: 24-48" Zone: 5



Buddleia
LO & BEHOLD® 'Ice Chip'

Height: 18-24" Spacing: 24-36" Zone: 5



Buddleia
LO & BEHOLD® 'Lilac Chip'

Height: 18-24" Spacing: 24-36" Zone: 5



Buddleia
'Miss Molly'

Height: 48-60" Spacing: 60-72" Zone: 5



New!

Deutzia
CHARDONNAY PEARLS®

Height: 20-36" Spacing: 36-42" Zone: 5



Hydrangea arborescens
INCREDIBALL®

Height: 48-60" Spacing: 60-72" Zone: 3



LO & BEHOLD® 'Blue Chip'



Hydrangea arborescens
INVINCIBELLE® Spirit

Height: 36-48" Spacing: 48-60" Zone: 3



New!

Hydrangea macrophylla
CITYLINE® Berlin

Height: 12-36" Spacing: 36-48" Zone: 5



New!

Hydrangea macrophylla
CITYLINE® Mars

Height: 12-36" Spacing: 24-48" Zone: 5



New!

Hydrangea macrophylla
CITYLINE® Paris

Height: 12-36" Spacing: 36-48" Zone: 5



New!

Hydrangea macrophylla
CITYLINE® Rio

Height: 24-36" Spacing: 36-48" Zone: 5



New!

Hydrangea macrophylla
CITYLINE® Vienna

Height: 12-36" Spacing: 24-48" Zone: 5



New!

Hydrangea macrophylla
LET'S DANCE® Diva

Height: 24-36" Spacing: 24-36" Zone: 5



Hydrangea macrophylla
LET'S DANCE® Moonlight

Height: 24-36" Spacing: 24-36" Zone: 5



New!

Hydrangea macrophylla
LET'S DANCE® Rhapsody Blue

Height: 24-36" Spacing: 24-36" Zone: 5



Hydrangea macrophylla
LET'S DANCE® Starlight

Height: 24-36" Spacing: 36-48" Zone: 5



LET'S DANCE® Moonlight

ColorChoice® Flowering Shrubs



Hydrangea paniculata
BOBO®

Height: 30-36" Spacing: 48-60" Zone: 3



Hydrangea paniculata
FIRE LIGHT™

Height: 54-72" Spacing: 54-72" Zone: 3



Hydrangea paniculata
'Limelight'

Height: 72-96" Spacing: 84-96" Zone: 3



Hydrangea paniculata
LITTLE LIME™

Height: 36-60" Spacing: 48-72" Zone: 3



Hydrangea paniculata
PINKY WINKY™

Height: 72-96" Spacing: 84-108" Zone: 3



Hydrangea serrata
TUFF STUFF™

Height: 24-36" Spacing: 36-48" Zone: 5



Rhamnus
FINE LINE®

Height: 60-84" Spacing: 36-60" Zone: 2



PINKY WINKY™



Rosa
HOME RUN®
Height: 42-48" Spacing: 60-72" Zone: 4
☀️ PW



Rosa
Pink HOME RUN®
Height: 42-48" Spacing: 60-72" Zone: 4
☀️ PW



Rosa
OSO EASY® Lemon Zest
Height: 18-30" Spacing: 18-36" Zone: 5
☀️ PW



Sambucus
BLACK LACE™
Height: 72-96" Spacing: 84-108" Zone: 4
☀️ 🌑 PW



Syringa
BLOOMERANG® Dark Purple
Height: 48-72" Spacing: 48-84" Zone: 3
☀️ PW



Weigela
SONIC BLOOM™ Red
Height: 48-60" Spacing: 60-72" Zone: 4
☀️ PW



Weigela
SPILLED WINE®
Height: 18-24" Spacing: 36-48" Zone: 4
☀️ PW



Weigela
WINE & ROSES®
Height: 48-60" Spacing: 60-72" Zone: 4
☀️ PW



WINE & ROSES®

Combination Planting Ideas

These proven combinations give clients drama, beauty and great garden performance



#1 Proven Winners® Landscape Combination

Snow Princess® *Lobularia* — Height: 4-8"
Supertunia® Vista Bubblegum *Petunia* — Height: 16-24"
Señorita Rosalita® *Cleome* — Height: 24-48"



Hot Colors Give Visual Impact

Goldilocks Rocks® *Bidens* — Height: 12-14"
Luscious® Citrus Blend™ *Lantana* — Height: 18-30"
Colorblaze® Keystone Kopper *Solenostemon (Coleus)* — Height: 24-36"



Part Shade Option

Sweet Caroline Raven *Ipomoea* — Height: 6-8"
Dragon Wing® Red *Begonia* — Height: 14-18"
Fire Light™ *Hydrangea paniculata* — Height: 54-72"



Full Shade Option

Infinity® Blushing Lilac *New Guinea Impatiens* — Height: 10-14"
Diamond Frost® *Euphorbia* — Height: 12-18"
Gryphon *Begonia* — Height: 18-24"



Red, White & Blue — Always Popular

Snow Princess® *Lobularia* — Height: 4-6"
 Boldly™ Dark Red *Pelargonium*
 (*Geranium*) — Height: 10-12"
 Evolution *Salvia* — Height: 12-24"



Low Maintenance & Heat Tolerant

Frosty Knight® *Lobularia* — Height: 4-6"
 Daisy May® *Leucanthemum* — Height: 12-24"
 'Tuscan Sun' *Heliopsis* — Height: 18-30"



Part Shade with Texture & Color

Dolce® Blackberry Ice *Heuchera* — Height: 8-12"
 Sunpatiens® Compact Magenta
Impatiens — Height: 18-24"
 Coffee Cups *Colocasia* — Height: 36-60"



Purple — the Most Popular Home Garden Color

Blushing Princess® *Lobularia* — Height: 4-8"
 Persian Shield *Strobilanthes* — Height: 18-36"
 Bloomerang® Dark Purple *Syringa* — Height: 48-72"



Contrasting Colors Capture Attention

Boldly™ Lavender Rose
Pelargonium (*Geranium*) — Height: 10-12"
 Goldilocks Rocks® *Bidens* — Height: 12-14"
 Forest™ Pink *Gomphrena* — Height: 24-26"

How to Order

Pre-Book to Assure the Plants & Colors You Want

We recommend pre-booking all orders to ensure availability and color selection for your projects. Pre-book orders are subject to liner availability at time of booking. Please visit www.PWfourstar.com/landscapers or call 734.654.6420 for more information on custom grown and pre-book orders.

Sizes Designed for Landscape Professionals

Landscaper 18 Tray

Our best-selling landscape tray — the Landscaper 18 — is designed for easy planting and minimal cleanup. The large soil volume allows plants to be well rooted and ready to plant when they ship. Most varieties are available in this tray and require pre-booking.

Insta-Color Trays

Planting has never been easier! The Insta-Color tray eliminates the need to pull individual plants from their cells for planting. Instead, you can set this web-bottom tray right on the soil. The plants are pre-spaced in the tray — just set and go! Insta-Color trays require pre-booking.

Sizes Available on Spec

We stock over 100,000 trays of 4.25" Grandes and 1.0 GL Royale containers of top-selling varieties — annuals, perennials, grasses and flowering shrubs.

Looking for combination pots and hanging baskets? We have more than 50 appealing combinations available throughout the spring.

Four Star carries the strongest Proven Winners® availability throughout the spring. Visit www.PWfourstar.com/landscape anytime to see what's available when you need it. Orders booked from spec availability must be placed 2 days in advance.

Payment & Delivery Options

Payment terms

- We accept cash, check or credit card for all orders.
- All orders are COD.
- Please call to establish an account or credit application.

Delivery

- Customer pickup orders receive a 5% discount from listed prices.
- No minimums apply to customer pickup orders.
- Visit www.PWfourstar.com/landscapers or call 734.654.6420 for prices and information on delivery.



The Right Ingredients for Success

Keep plants looking their best throughout the season. By using specially formulated products such as Proven Winners® soils, fertilizers and drip irrigation products, you ensure your clients' landscapes will thrive.

Proven Winners® Time Release Fertilizer

This is the best "insurance policy" you can find for your plants. The Time Release Fertilizer formula of 16-8-12 + minor nutrients is the right mix of consistent fertilizer for heavy flowering plants. The six-month extended release coating gives months of nutrition.

Proven Winners® Water Soluble Fertilizer

Specially formulated with 24-12-17 + minor nutrients, this fertilizer provides the nutrition needed for heavy flowering and continued growth.

Proven Winners® Professional Fertilizer

Match the property's water characteristics perfectly with our professional fertilizers. Each of the four blends is formulated to work with a specific type of water, and all include iron EDDHA, the most readily absorbed form of iron available.



Proven Winners® Premium Potting Soil

This professional grade, medium weight mix works best for your customers' containers and landscape amending. The soil includes starter plant food, wetting agent and lime to help buffer soil pH.

Proven Winners® WaterWise Drip Irrigation Kits

Decrease your labor costs and give clients peace of mind by installing Proven Winners WaterWise drip irrigation kits for use with multiple containers. Each kit includes everything needed to set up 10 containers, hanging baskets or window boxes, or up to 30 feet of landscape beds, and can be connected to timers. Up to three kits can be combined.



Introducing the Four Star Quick Pick Yard

- Exclusive to landscapers
- A quick option for last minute needs
- Stocked with job-ready annuals, perennials and shrubs
- Pick, pay and go!

See the Proven Winners® difference in a real-life landscape!

Visit our Summer Display Gardens June through September to see hundreds of Proven Winners varieties.



Four Star Greenhouse Inc.

(Wholesale Trade Only)

1015 Indian Trail Road

Carleton, MI 48117

Phone: 734.654.6420 | Fax: 734.654.2795

www.PWfourstar.com | mail@PWfourstar.com

